

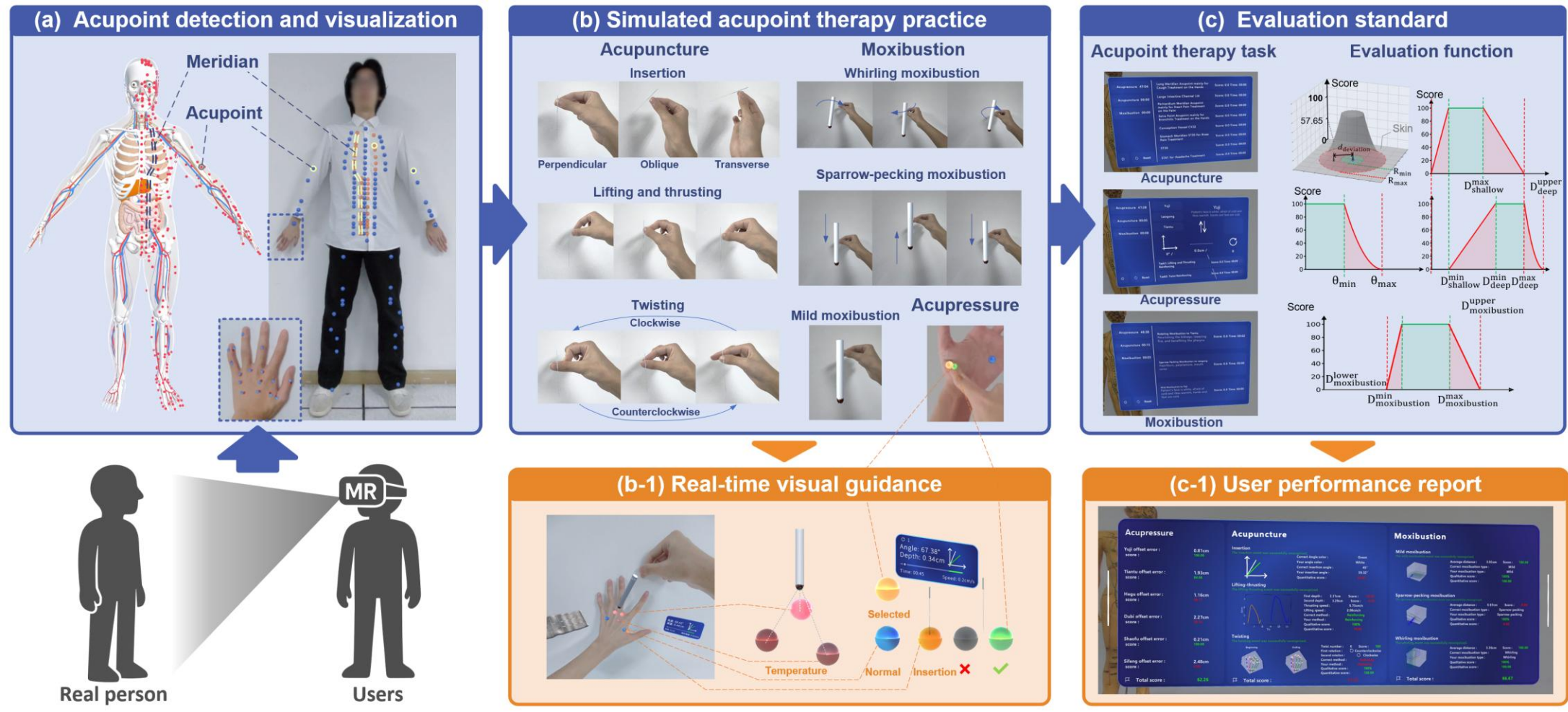
# A Mixed Reality Framework for Acupoint Therapy Teaching: Localization, Practice and Evaluation

Jiacheng Liu<sup>1,2</sup>, Bohan Chen<sup>1</sup>, Weichao Song<sup>1</sup>, Fangfei Ye<sup>3</sup>, Haibin Ling<sup>4</sup>, Bingyao Huang<sup>1,\*</sup>  
Southwest University<sup>1</sup>, Peking University<sup>2</sup>, Beijing University of Chinese Medicine<sup>3</sup>, Westlake University<sup>4</sup>

## Motivation

- Traditional acupoint therapy teaching (textbooks, apprenticeships) **lacks spatial accuracy** and **immersion**.
- Existing AR/MR teaching systems are limited to **virtual models**, single body parts, and simulated practice of operations.
- No existing work provides evaluation standards with **scoring functions** to **guide user improvement**.

## Overview of Our Framework



## Contribution

### Full-Body Acupoint Detection and Real-Time Visualization in MR

- The first MR framework for real-time acupoint detection on real people, covering hands, limbs, and torso.
- Rendered acupoint spheres enable interaction and support simulated therapy practice.

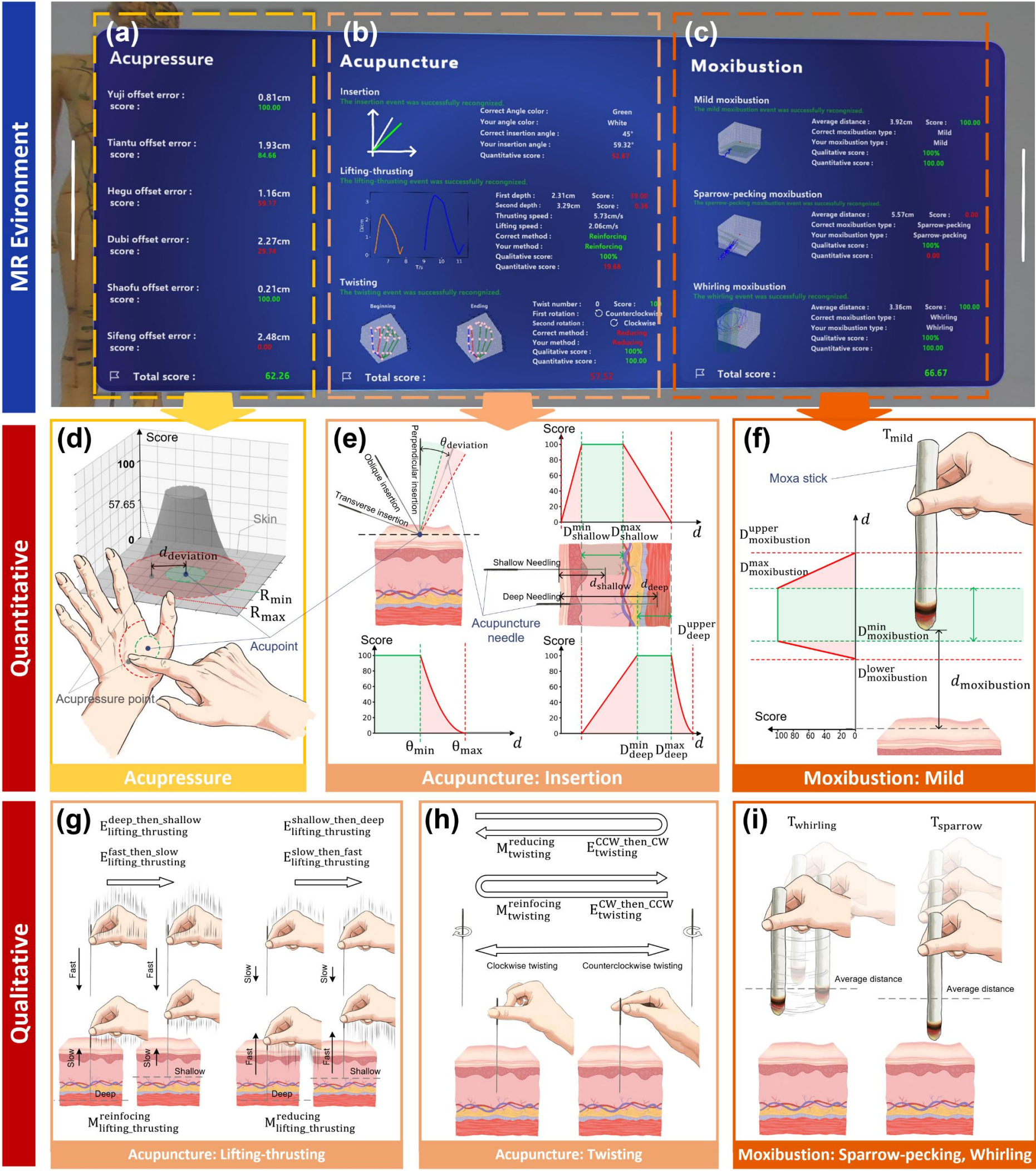
### Simulated Practice of Advanced Therapy

- Our framework enables MR-based simulated practice of advanced acupuncture (lifting-thrusting, twisting) and moxibustion (mild, sparrow-pecking, whirling), integrating TCM reinforcing-reducing theory.
- Real-time visual guidance helps users instantly correct errors.

### Evaluation Standards and User Performance Report

- We design comprehensive evaluation standards based on TCM theory.
- Post-training user performance report with data visualization and scores is provided to improve user learning accuracy and efficiency.

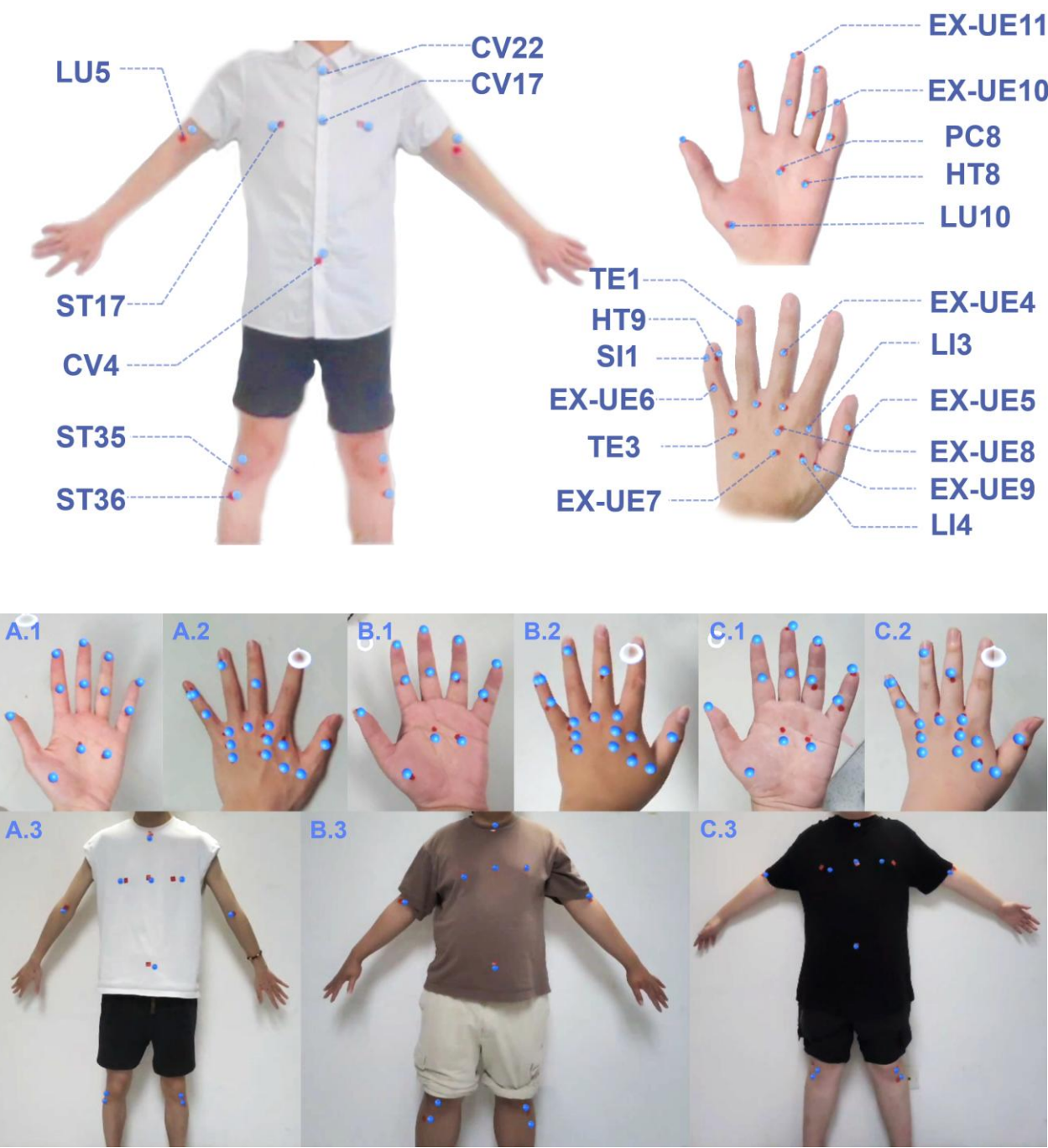
## Simulated Practice and Evaluation Standards



## Results

- Higher Accuracy:** Our framework achieves high accuracy in acupoint detection and maintains a stable 90 FPS for a smooth user experience.
- Expert Evaluation:** Professional physicians evaluated the framework's performance and confirmed that its is sufficient for teaching requirements.
- Improved Skills:** Participants using our framework showed significant improvement in the 3D localization of acupoints and proficiency in therapy techniques compared to groups using textbooks or a 3D model.
- Positive User Feedback:** The majority of users reported high satisfaction with the system's usability, immersion, and educational value.

## Results of System Performance



## Results of User Study

